

elite s
planers
fs 52es
f 52es
s 52es

surfacing-thickening planer
surfacing planer
thickening planer



		fs 52es	f 52es	s 52es
Planer useful working width	mm	520	520	520
Cutter block diameter (mm)/no. of standard knives	mm/n.	120 / 4	120 / 4	120 / 4
Total length of surfacing tables	mm	2250	2250	-
Min. + max. working height on thickener	mm	3 ÷ 240	-	3 ÷ 240
Three-phase motors starting from	KW/Hz	7 (8) / 50 (60)	5 (6) / 50 (60)	7 (8) / 50 (60)

Find the complete technical specification at page 30



Planer Cutter Block
perfect finishing



Thickening Table
stability over time



Surfacing Tables
fast set up



Xylent
absolute silence



Planing Fence
absolute rigidity

Professional planers at an accessible price, for woodworking shops and demanding craftsmen that require high standard and no compromises.

elite s operating groups



unique worldwide

Saw Unit.

Unique in the world in its category, with a cutting height of 118 mm. The cast iron saw unit with a rigid **closed loop structure** can accommodate a blade of 315 and 350 mm diameter (up to 400 mm for si 400 es) **with the scoring blade mounted**, ensuring perfect and easy cutting of veneer panels and thick solid wood material. The saw blade uses 100% of the motor power, thanks to the **scoring blade with an independent motor as standard**.

The lifting of the blade unit is done by a robust cast iron structure with dovetail system.

The rotation fulcrums of the saw unit have a 120 mm diameter and stand on steady crescent shaped rests that separate it from the base: a rigid reliable solution.



90° ± 45°

The scoring blade is adjustable from the outside without tools and allows fast and accurate positioning with no play.



high-tech devices

Controls on Wagon.

Wide range of high-tech devices to make your es even more powerful and personalized, like the **start/stop pushbuttons for the main blade and scoring blade integrated in the sliding carriage**; very useful when machining large dimensioned work pieces that prevent an easy and safe access to the main machine control panel.



immediate control

Squaring Frame and Fence.


Panel loading is easy on the large squaring frame with an idle roller at the end. The **telescopic squaring fence with the inclined metric scale and two reversible stops** can be used to square panels measuring 3200 x 3200 mm and for miter cuts at up to 45° on both sides of the frame.



unrivalled cutting finishing

Sliding Table.

Optimal support also to larger pieces, with the **sliding table 360 mm wide**. Exceptional precision and smoothness: to secure the guides it is not used glue, since the thickness could affect sliding. They are secured with a procedure of aluminum riveting.



elite s operating groups

absolute rigidity

Planing Fence.
High rigid fence with a smooth movement thanks to the **central locking on round bar**.



stability over time

Tables Lifting.

Comfortable and precise planing. The es series adopt ergonomic solutions like the **2200 mm surfacing tables**, in ribbed cast iron, **with simultaneous opening** towards the inside of the machine with a 90° angle. For a maximum long lasting stability the cast iron thickening table lifts on **4 spindles with trapezoidal threads dust protected**.



perfect finishing

Planer Cutter Block.

An optimal planing with minimal effort, thanks to the 95 mm diameter cutter block (120 mm in planers of 520 mm working width) and 4 knives. For an impeccable finish the pressure of the thickener feed rollers can be adjusted according to the type of wood machined. The roller infeed (A) has a **helical profile** to guarantee firm and constant work piece feed, while the outfeed roller (B) in sandblasted steel maintains the perfect post-processing finishing.



A

B

The spindle is surrounded by a cast iron "cup" to **protect the internal mechanical components** from shavings and sawdust.

unsurpassed moulding

Spindle Moulder.

Maximum stability and rigidity in all working conditions, thanks to a large spindle moulder column made entirely of cast iron. The 4 standard speed are ideal for any type of machining, from moulding to routing and tenoning, with the possibility to fit tools up to 320 mm of diameter (300 mm no CE).



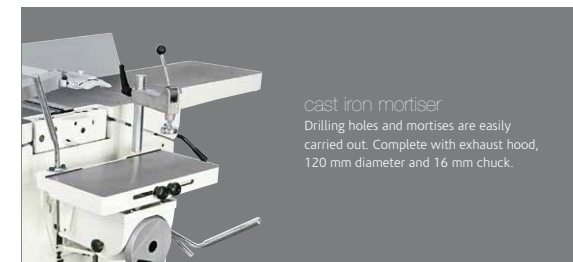

high-tech devices

Moulder Guide.

The spindle moulder hood uses a system for adjusting the guides with a rack and it is fitted with a mechanical digital readout. Thanks to the **system of memories** (on **t 55es** and **tw 55es** available as option) the hood can be removed and repositioned without losing the machining position. The maximum tool diameter mounted on the spindle lowered under the table at 90° is 240 mm. On request it is available with a spindle that tilts 45° (towards the inside of the machine).



elite s main optional devices




elite s main optional devices

self-centering
chuck 0-16 mm
"Wescott" type
The mortiser spindles can be
rapidly substituted without the
necessity of adjustment.



chuck with clamp
It allows harder machining thanks
to the stronger bits. The chuck
includes 3 clamps 5/10/16 mm.

complex
to rapidly obtain angular
cuttings with automatic
self-adjustment of the
stops position.



ready 3 /
programmed
parallel fence
automatic parallel fence
positioning, available for
version with 1 and 3 axes.



thickening
table with two
removable
idle rollers
It assists the feed for
demanding pieces.



additional overturning
fence for thin work pieces
It ensures optimum operator safety
when machining thin work pieces.



dado set
mechanical presetting to
use a tool (not included) in
place of the main blade.



digital readouts
on squaring stops with
micrometric adjustment,



tenoning table and protection hood
For the tenoning operations on the spindle moulder. It consists of:

- table
- protection hood for tools, 320 mm diameter (300 mm USA/Canada)
- exhaust hood, 120 mm diameter



electric pre-setting and flip over support for feeder
This solution allows a total exclusion of the device and prevents interference with other parts of the machine.



interchangeable spindle (A)
For a very quick spindle substitution. Among the spare spindle, it is available also the spindle for router bits. (B)



roller telescopic extensions for spindle moulder
For the machining of work pieces with large dimensions.

powered handling of the operating groups with digital readouts
For the best precision and easy-to-use.



elite s principali dispositivi opzionali

S Standard
O Option
- Standard for CE and USA/Canada versions

	cu 410es	st 5es	fs 52es	f 52es	s 52es	fs 41es	f 41es	s 41es	sl 400es	sl 315es	tw 55es	t 55es
Angular cutting device with flip-over stops	O	O	-	-	-	-	-	-	O	O	-	-
Pre-set angular cutting device directly positioned on squaring frame	O	O	-	-	-	-	-	-	O	O	-	-
Digital readout for the fence position on the parallel fence	-	O	-	-	-	-	-	-	O	O	-	-
Start/stop pushbuttons for the saw blade and scoring blade integrated in the sliding carriage	O	O	-	-	-	-	-	-	O	O	-	-
Additional table on the sliding carriage	O	O	-	-	-	-	-	-	O	O	-	-
Overhead blade protection	-	O*	-	-	-	-	-	-	O*	O	-	-
"Tersa" cutter block	O	-	O	O	O	O	O	O	-	-	-	-
"Xylent" spiralknife cutter block with 3 series of knives	O	-	O	O	O	O	O	O	-	-	-	-
Maintenance case for "Xylent" spiralknife	O	-	O	O	O	O	O	O	-	-	-	-
Cast iron mortiser	O	-	O	O	-	O	O	-	-	-	-	-
Self-centering chuck 0-16 mm "Wescott" type	O	-	O	O	-	O	O	-	-	-	-	-
Chuck with clamp	O	-	O	O	-	O	O	-	-	-	-	-
Thicknessing table with two removable idle rollers	-	-	O	-	O	-	-	-	-	-	-	-
Additional overturning fence for thin work pieces	-	-	O	O	-	O	O	-	-	-	-	-
Tenoning table and protection hood	O	O	-	-	-	-	-	-	-	-	O	-
Electric pre-setting and flip over support for feeder	O	O	-	-	-	-	-	-	-	-	O	-
Interchangeable spindle	O	O	-	-	-	-	-	-	-	-	O	O
Roller telescopic extensions for spindle moulder	-	-	-	-	-	-	-	-	-	-	O	O
Powered handling of the operating groups with digital readouts	O	O	O	-	S	O	-	O	O	O	O	-
Complex	O	O	-	-	-	-	-	-	O	O	-	-
Dado set	-	O	-	-	-	-	-	-	O	O	-	-
Digital readouts	O	O	-	-	-	-	-	-	O	O	-	-
Ready 3 / Programmed parallel fence	-	-	-	-	-	-	-	-	O	O	-	-