

# OVERVIEW OF TECHNICAL FEATURES

TECHNOLOGICAL ADVANTAGES

## HP version



*R-HP Multiedge  
2R trimming unit.*

**Multiedge units:** rapid machining  
changeover between 2 different  
radii, infinite thin edges and solid wood.



*RAS-HP Multiedge  
2R edge scraping unit.*



*ROUND X MULTIEDGE  
rounding unit with 2  
motors and NC axes for  
an automatic set up.*

**MAESTRO active edge:**

*an expert operator that guides you to produce quickly and without errors. 21,5" eye-M Touchscreen.*



**QMS-P Premelting device:** the best available glue quality.



Perfect junction line and use of EVA and PUR glue thanks to the "SGP" glue tank.



Extraordinary level of finishing quality with AirFusion<sup>+</sup>

# OVERVIEW OF TECHNICAL FEATURES

## TECHNOLOGICAL ADVANTAGES



**R-K trimming unit:** rapid machining changeover between thin, thick and solid wood edges.



**ROUND X 2-motor rounding unit:** excellent quality of the panel with simultaneous rounding and trimming of the edge.



**RC-V glue scraping unit:** It eliminates any excess of glue in the joint between panel and edge.



**RAS/K edge scraping unit:** it eliminates the notches left by the tools on the plastic edges



**K/SEL end cutting unit:** optimal panel finishing thanks to the blade tilting.



**HMI Startouch:**  
a "touch" to use the  
machine.



**RT-V premilling unit:**  
a perfect joint line.



**QMS-P premelting device:**the best quality  
of glue available.



Extraordinary level of  
finishing quality with  
**AirFusion<sup>+</sup>**




Perfect junction line  
and use of EVA and  
PUR glue thanks to  
**"SGP"** glue pot.



# OVERVIEW OF TECHNICAL FEATURES

TECHNOLOGICAL ADVANTAGES

## HP version



**1-motor rounding unit:** automatic set up with NC axis for machining different edge thicknesses.



**RAS-HP Multiedge 2R edge scraping unit.**

**Multiedge units:** rapid machining changeover between 2 different radii, infinite thin edges and solid wood.



**R-HP Multiedge 2R trimming unit.**



*Pressure roller conveyor with electronic positioning and timed intervention.*

**MAESTRO active edge:**

an expert operator that guides you to produce quickly and without errors. 21,5" eye-M Touchscreen.



**Easy size:**

infeed guide with axis for the NC adjustment of the material removing of the pre-milling unit.



**SGP-E glue pot:**  
homogeneous application of the glue on all materials.

# WORKING UNITS

## PRE-MILLING UNITS

### PERFECT JUNCTION LINE

A perfect surface for the gluing of the edge thanks to 2 large diameter diamond tools with opposite rotation.



**RT-M**  
k 100  
evo



Optimized tool consumption with position adjustment of cutting.  
Removal up to 3 mm thanks to high frequency motors and  
100 mm diameter tool.

**RT-V**  
k 560



RT-V1

k 230  
evo

k 360



# WORKING UNITS


## GLUING UNITS

### ALL YOU NEED FOR HIGH QUALITY EDGEBANDING

A complete range of advanced technological solutions.

#### PREMELTING SYSTEM:

The best glue quality available at any time, thanks to the premelting device for EVA glue ensuring that “freshly” melted glue is always on hand inside the glue pot.



VC - S4.1

k 560



## SGP GLUE POT (SMART GLUE POT)

Perfect glue line thanks to a precise adjustment of the glue dosing and to the spreading roller with a special knurling with variable pitch. The use of EVA and Polyurethane glue is made possible by the anti-adherent plasma treatment and a fast and simple glue changeover. Automatic adjustment of the glue dosing with NC axis (opt.)



## AirFusion<sup>+</sup> by

### AIRFUSION<sup>+</sup> E DEVICE

“Zero” glue line obtained with the AirFusion<sup>+</sup>, technology that allows edgebanding without glue, thus ensuring that the joint between the edge and the panel is invisible.






# WORKING UNITS

## GLUING UNIT



k 360



k 100  
evo

Homogeneous application of the glue on all materials for a perfect joint line.

## SGP-E glue pot:

### Versatility and quality at your fingertips

Always the best joint line thanks to a precise glue dosage and a homogeneous glue application. No compromise with the use of EVA and PU glue thanks to a simple and quick glue changeover.




Quick release of the glue pot




#### **K-2 RADIUS: CUT AND RADIUS IN A SINGLE OPERATION**

The cut with radius of the thick edge is automatically carried out without errors thanks to a special double-blade system.



k 230  
evo

k 360

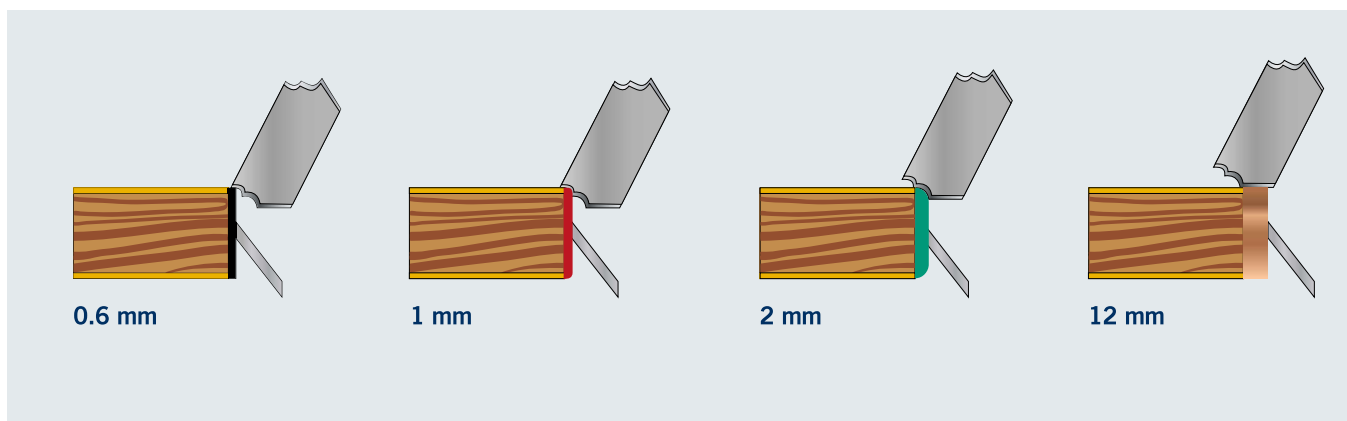


## R-HP Multiedge 2R

Fast machining changeover between two different rounded edges, thin and solid wood edges, automatically carried out by 4 NC axes.

*Available on hp versions*

## “MULTIEDGE” CUTTER



# WORKING UNITS


## ROUNDING UNITS

For the automatic finishing of corners of straight and shaped panels.

### ROUND 1:

Rounding of front and rear angle on straight, chamfered and post-formed panels. The operation is automatically carried out by the unit without requiring further machining.

Automatic set-up with NC axis for machining different edge thicknesses..



k 230  
evo

k 360



#### **ROUND X: PRODUCTIVITY AND QUALITY WITH 2-MOTOR TECHNOLOGY**

The features of the unit allow the double function of trimming and rounding of the edge at the same time. The two operations, in a single unit, require less space and, together with the distance between panels of only 600 mm, give a reduction in time for the machining of panels. Automatic set-up with NC axes for machining different edge thicknesses. Available only on HP versions.




k 560





**RAS-K**  
**k 560**




**RAS-HP Multiedge 2R: 2 different radii on plastic edges**

Processing of two different radii with 4-axis NC adjustment.

*Available on HP versions*

# GLUE SCRAPING UNITS - BRUSHING UNITS

Glue scraping unit PERFECT JOINT LINE. It eliminates any excess of glue in the joint between panel and edge.



**RC-M**

k 100 evo k 230 evo



**RC-N**

k 360 k 560

Nesting machining.

Brushing unit for the cleaning and brightening of the edge.



**SP-M**

k 100 evo k 230 evo

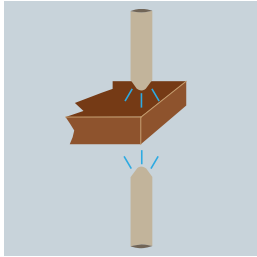


**SP-V**

k 360 k 560


# LIQUIDS FOR PANEL FINISHING

**olimpic range**  
automatic edge banders



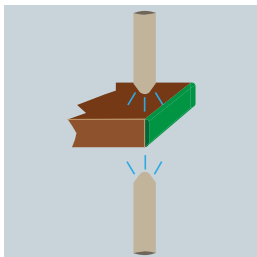
## **AAR Anti-adhesive device**

It prevents the glue residue from adhering to the panels.



## **Nebulizing device for delicate edges**

It facilitates machining of panels with delicate edges or with protective films



## **Nebulizing device for edge finishing**

It facilitates the finish of plastic edge and brights the colours along with the brushing unit.





# DEVICES




## Air cushion table

For an easy introduction of the panel into the machine.

k 230  
evo

k 360

k 560



## Nesting copying devices

Optimal finish of panels with holes for hardware on the upper side thanks to the 3 rotating support points. Available for trimming and edge scraping units.



## Easy size

Infeed guide with NC adjustment of the material removing by the premilling unit.

k 360

k 560



## Panel spacer device

k 560

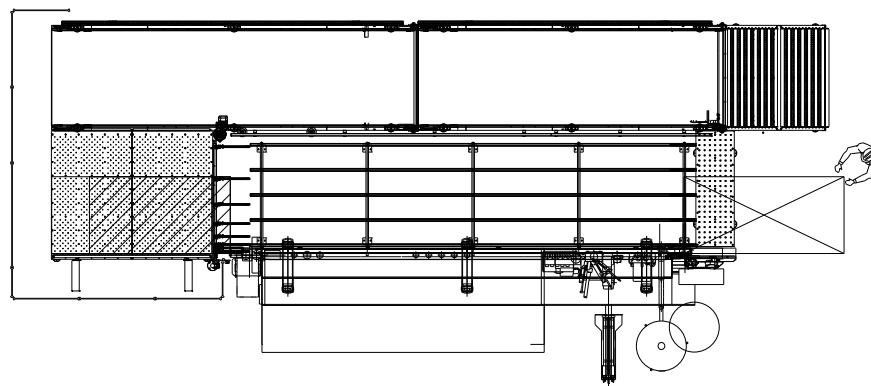


# PANEL RETURN DEVICE

**olimpic range**  
automatic edge banders

## FASTBACK 21

Device for the return of the panel to the operator allowing an increase in daily productivity with a single operator in a simple and reliable way, by means of the automatic return of the panel to the loading area of the edge bander.



## TECHNICAL DATA

|               | LENGTHWISE FEEDING |                | CROSSWISE FEEDING |               |                 |                      |
|---------------|--------------------|----------------|-------------------|---------------|-----------------|----------------------|
|               | Minimum length     | Maximum length | Minimum width     | Maximum width | Panel thickness | Maximum panel weight |
| olimpic k 360 | 250 mm             | 2100 mm        | 200 mm            | 800 mm        | 8 - 60 mm       | 40 Kg                |
| olimpic k 560 | 250 mm             | 2100 mm        | 120 mm            | 800 mm        | 8 - 60 mm       | 40 Kg                |



# Maestro edge

Before the production, it is possible to program and generate edge banding programs directly from the office.



## SOFTWARE

Office

## Maestro edge

### PROGRAMMING THE EDGE BANDER DIRECTLY FROM THE OFFICE

With the same interface of Maestro active edge, the office software Maestro edge allows to:

- edit machine programs directly from the office
- recall, view and modify existing programs in the machine

#### FUNCTIONS

- Display of all the information present in Maestro active edge
- Receipt of machine production reports generated by the Maestro active edge
- Remote programming with creation of new edges and tools



## Maestro active edge

Maestro active is the new operator interface software which has been unified across all SCM technologies. A single operator can easily and confidently run multiple machines due to controller and interface consistency: regardless the machine, Maestro active maintains the same look&feel, with many identical icons and navigation buttons, thus ensuring the same approach to interaction.

### EASE OF USE

The new interface has been specifically designed and optimized for immediate use via touch screen. Graphics have been redesigned for simple and comfortable navigation, with tablet-like icons on touch screen controller.

### “ZERO” ERRORS

Improved productivity thanks to integrated help and recovery procedures that reduce the possibility of error from the operator's side.

## SOFTWARE

## Factory

## Maestro active edge

# A REVOLUTIONARY APPROACH TO INTERACT WITH YOUR SCM MACHINE

### FULL CONTROL OF PRODUCTION PERFORMANCES

The creation of customizable reports by operator, shift, program, forecast period (and much more) allows to monitor, optimize and improve the production performance.

### FULL MACHINE AWARENESS AND KNOWLEDGE MANAGEMENT SYSTEM

Maestro active allows to record the times related to setup, maintenance, training and other events, tracing all the activities in a database. The operator's know-how is also stored and made available to other people inside the organization thanks to the possibility to comment and document all production events or notifications.

### ORGANIZE YOUR PRODUCTION

Maestro active facilitates the ability to create different users with different roles and authorizations (e.g.: operator, maintainer, administrator, ...). Any user can only execute the functions whose permissions have been assigned to him. It is also possible to define the work shifts on the machine and then detect activities, productivity and events that occurred in each shift.

# A WORLD OF SERVICES FOR GREATER EFFICIENCY

## Maestro connect

### CONNECT YOUR MACHINE AND GAIN ACCESS TO A WORLD OF SERVICES

Connecting your machine through IoT technology, Maestro Connect will let you subscribe a program of fast-evolving services. You will access a wide range of benefits that even go beyond the machine experience and will support and assist you through the whole life-cycle of your machine.

### FASTER SERVICE INTERVENTION AND PROBLEM RESOLUTION

Maestro Connect provides real time data and Health Records of the Machine also to SCM Service drastically reducing its troubleshooting time.

## DIGITAL SERVICES

### SMART MAINTENANCE: DOWN TIME REDUCTION

Maestro Connect reduces maintenance downtime thanks to:

- Automatic maintenance notifications and scheduling, to prevent failures and work in the best conditions of use
- Direct connection to SCM Service thanks to an automatic ticket opening function

### SMART MACHINE: ANYTIME, ANYWHERE AWARENESS

Connecting your SCM machine also means having your machine always at hand.

Immediate instant notifications in case of alarms or downtimes allow customers to immediately take an action thus optimizing his productivity.

### SMART MANAGEMENT: PRODUCTION PERFORMANCE OPTIMIZATION

Reports and KPIs allow further analysis thus increasing Customer Knowledge about his performance and results.

### SMART PARTS: FAST PARTS REPLENISHMENT

Repairs are scheduled proactively since the system provides Spare Parts suggestions and a direct Integration with Smart Parts e-shop.

### SMART LEARNING: EXECUTE WORK AND RECEIVE PROBLEM SOLVING SUPPORT

Maestro connect provides an intuitive Problem Solving Management System to help the operator to self solve any issue..

### SMARTTECH: FASTER AUGMENTED SUPPORT

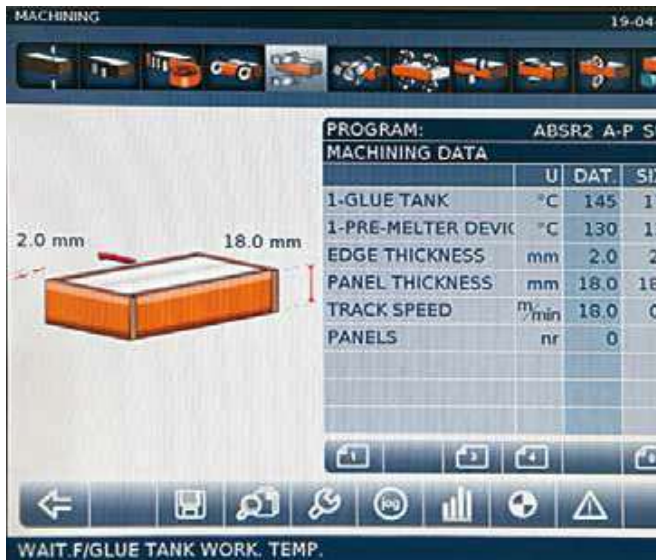
Maestro connect allows augmented reality support by means of Smarttech: the head-wearable computers with wireless connectivity that will bring the interaction between customer and SCM service to a higher level.

### SMART WARRANTY: YOUR MACHINE ALWAYS IN PERFECT CONDITIONS

Together with scheduled maintenance contracts, you can take care of your asset by doubling the warranty from 1 year to 2 years\* for complete peace of mind!

*\* Please read the complete contract to understand terms and conditions.*



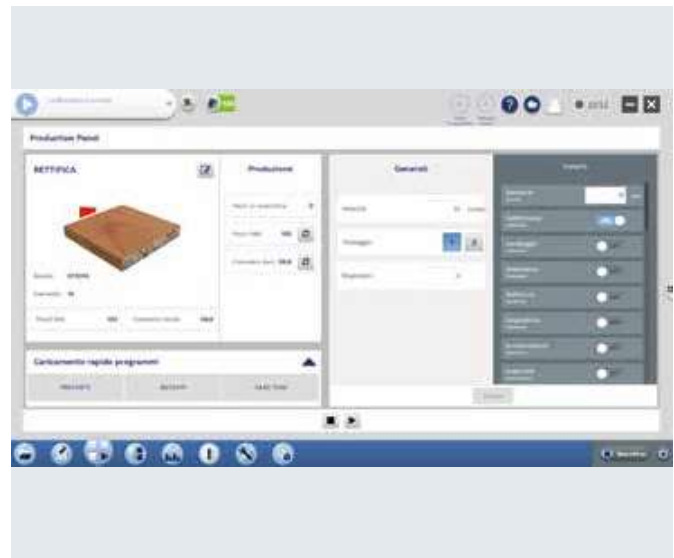


## JUST A "TOUCH" TO USE THE MACHINE

Intuitive and easy to use thanks to its customized graphics and one touch mode

- **Startouch** display 12"
- **Touch 7** display 7"

k 360 k 560



## MAESTRO ACTIVE EDGE AND MAESTRO CONNECT: PRODUCING IN SMART MODE

Operator interface with immediate and intuitive panel programming thanks to the adaptive 3D design of the processing with real time preview.

Machine connection to a world of services (opt. only for HP versions)

k 360 k 560

## "ORION" CONTROLS: SIMPLE AND INTUITIVE

The control with its buttons and customised graphics allows an easy and error-free machining.



Orion one plus

k 230 evo k 360



Orion one

k 100 evo